





Co:Writer Tools

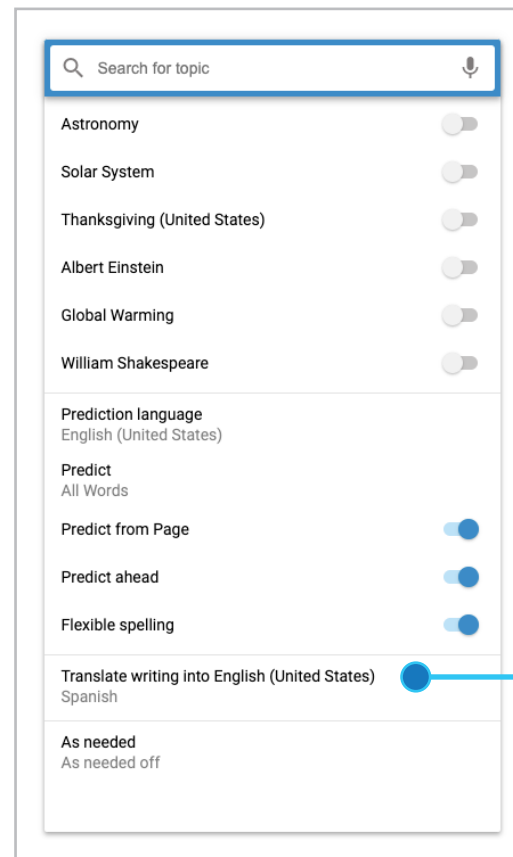
Language Translation

Translates text into different languages.

How it Works

Turn Translate ON / OFF

1. Click on the **Co:Writer** icon  on the Chrome browser toolbar.
2. Select **Options** 
3. Click on **Translate writing into English** on the bottom-left of the options window.
4. Click on the language you would like to translate from.



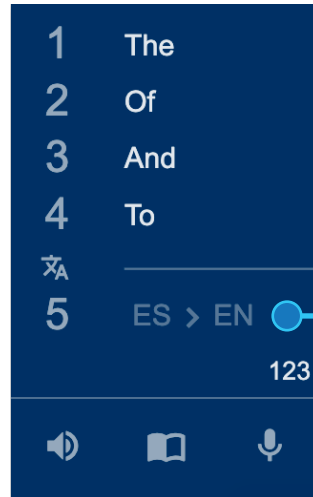
Translation settings



Co:Writer Tools



Language Support
(Activated)



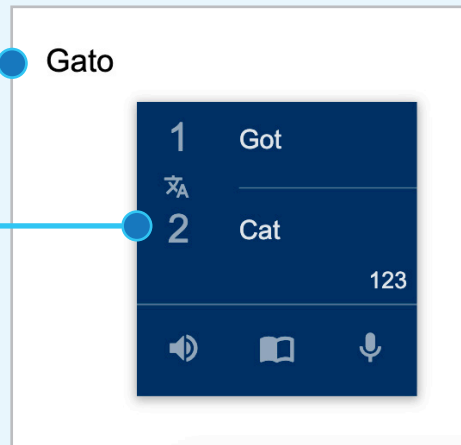
Below the translation icon you will see Language Support has been activated.

Language Support area

Language Translated From

Gato

Language Translated To



Write the word in the native language (translated from) — word choice appears in English (translated to)