



Co:Writer Tools

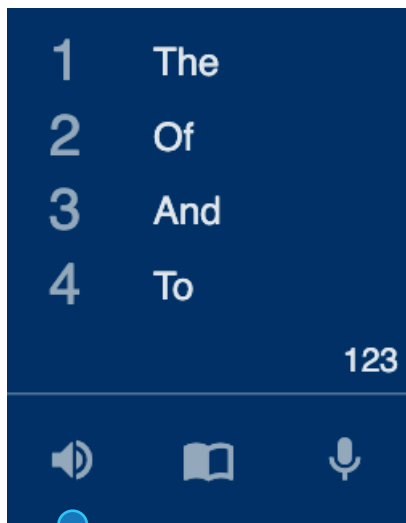
How it Works



Talking Word Processor

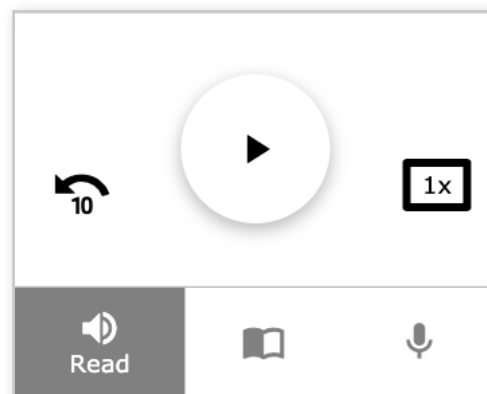
Reads text aloud — by letter, word, and/or sentence



(even when you're not using Co:Writer for word prediction)





Click on the speaker to launch the Talking Word Processor

The Talking Word Processor menu has three choices for you to access your reading:



-  Click your cursor where you want reading to begin and click on Play to begin reading.
-  The Play button changes to Pause, click on Pause to stop reading.

-  Adjust your reading speed ... the box will change your speed to increase .5x
The + and - will increase and decrease speed by .1x

-  The Review button will jump back 10 words. Click twice to return to the beginning of a sentence. Click three times to return to the beginning of a paragraph.

To return to the word prediction box, click

