



Co:Writer®



Snap&Read™



Word Bank™

Consumer Reference Guide

Individual

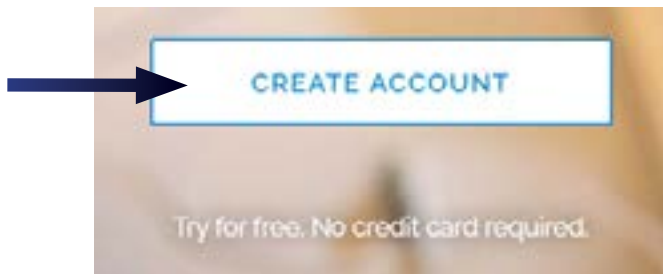


WHAT'S INSIDE:

- Creating Your Account p. 3
- Activating Your Account p. 4
- Managing Your Subscription p. 5–6

CREATING YOUR ACCOUNT

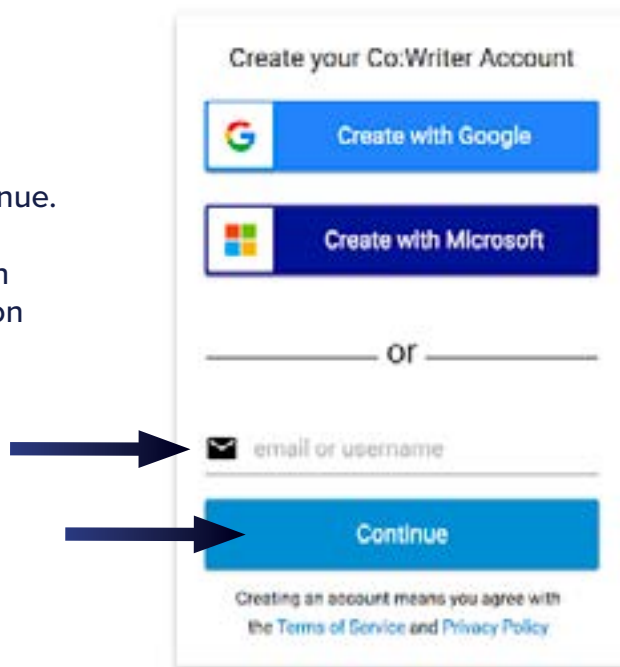
1. Go to the Tool website, click Create Account cowriter.com / snapandread.com / wordbank.io



2. Type your email address and click Continue.

Note that if you have an existing login type with Google, Click the Create with Google button and then enter your email address.

If you have an existing login with Microsoft Live or Office 365: Click the Sign in with Microsoft button and then enter your email address.



3. Select Individual: "It's for Me!"



4. Get started, click Try for 7 days free



ACTIVATING YOUR ACCOUNT

After your 7 day trial, you need to activate your account by putting in your credit card information. Your card will be charged \$4.99 a month until you cancel your subscription.

1. Enter your credit card number.
2. Enter the credit card expiration date.
3. Enter the credit card CVC.
4. Enter the ZIP Code.
5. Click Pay \$4.99 to get started!



Pricing Guide:

Snap&Read / Word Bank

Personal

Access and use great vocabulary.

\$3.99/child/month

Co:Writer

Personal

The tool that helps you write across the web.

\$4.99/child/month

MANAGING YOUR SUBSCRIPTION

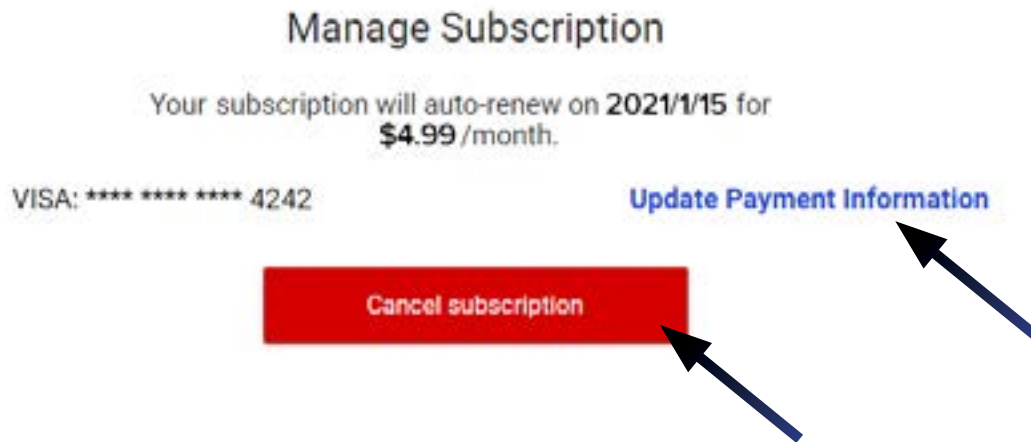
1. Log in to your account *(using your email address)*

2. Click Manage subscription:

Hi josh burns.
You're signed into Snap&Read Universal

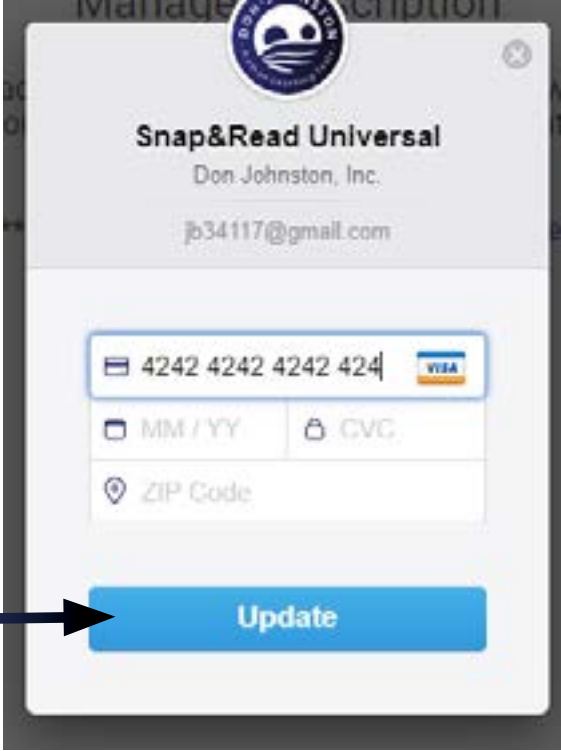


Choose what you wish to manage:



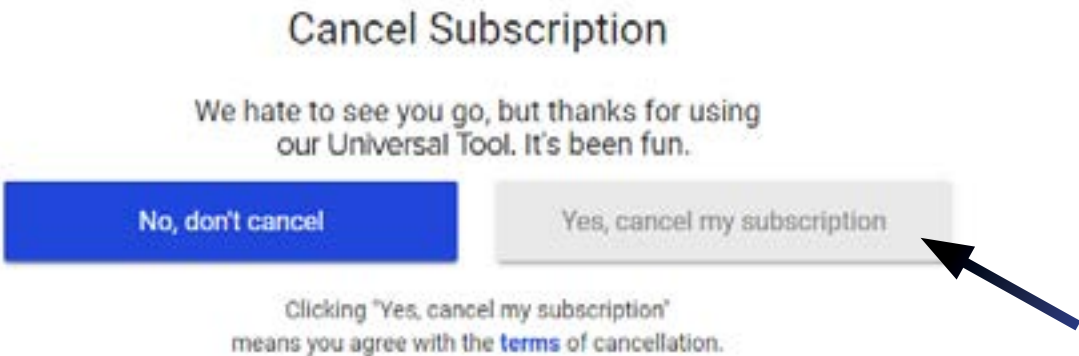
MANAGING YOUR SUBSCRIPTION

Update Payment Information:



The screenshot shows a mobile application interface for managing a subscription. At the top, there is a circular logo with a stylized face. Below the logo, the text reads "Snap&Read Universal" and "Don Johnston, Inc." with the email address "jb34117@gmail.com". The payment information section includes a card number field with "4242 4242 4242 424" and a VISA logo, a field for "MM / YY" (month/year), a field for "CVC" (card verification code), and a field for "ZIP Code". A blue "Update" button is located at the bottom of the form, with a blue arrow pointing to it from the left.

Cancel Subscription:



The screenshot shows a confirmation screen titled "Cancel Subscription". The text reads: "We hate to see you go, but thanks for using our Universal Tool. It's been fun." Below this text are two buttons: a blue button labeled "No, don't cancel" and a grey button labeled "Yes, cancel my subscription". A blue arrow points to the "Yes, cancel my subscription" button from the right. Below the buttons, the text reads: "Clicking 'Yes, cancel my subscription' means you agree with the [terms](#) of cancellation."



Learning is for Life™

Don Johnston Incorporated
26799 West Commerce Drive
Volo, IL 60073 USA

donjohnston.com
800.999.4660
info@donjohnston.com