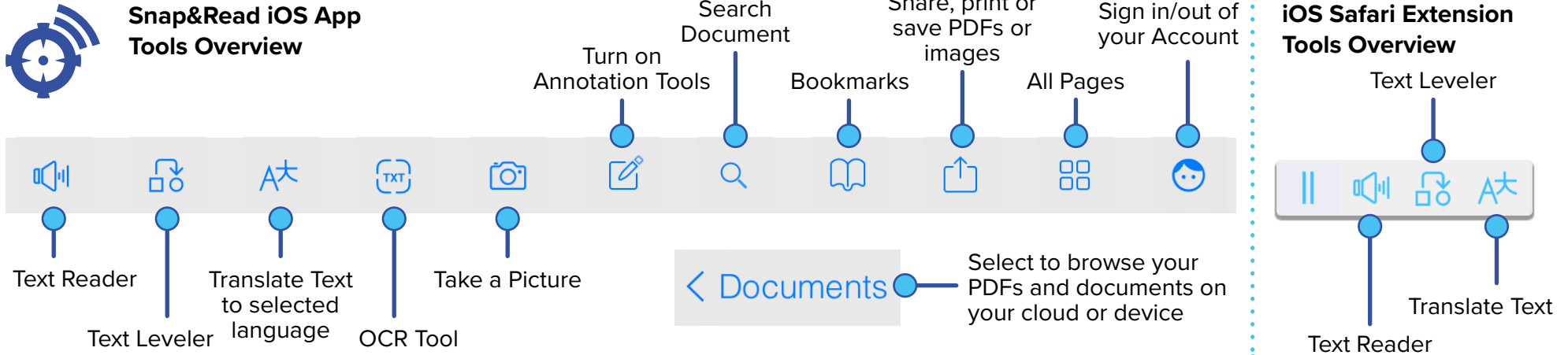



Snap&Read Tools

How it Works



Text Reader


Reads PDFs and most text on websites

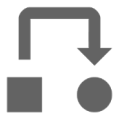
1. Tap  in the iOS App iOS or Safari Extension
2. Tap the word where you want to start reading
3. Tap anywhere on the screen to stop reading



OCR (Optical Character Recognition)


Reads text on images or is otherwise inaccessible

1. Tap 
2. Wait until you see **OCR done!**
3. Then you can use the Text Reader or Translate Text




Text Leveler

Changes hard words to ones that are easier to understand

1. Tap  and your text will appear in a white box
2. Then you can use the Text Reader

On a website using the iOS Safari Extension


1. Tap  and your text will appear in *italics*
2. Then you can use the Text Reader
3. Tap the *italicized* word to translate it to your selected language
4. Tap the *italicized* word to change it back

Snap&Read Tools



Translate Text

Easily translate text to English or another language


1. Highlight text to translate
2. Tap  in the iOS App or iOS Safari Extension
3. Then you can use the Text Reader
4. Tap text to translate back to the original language




Annotate

Quickly add, edit or highlight text

Access more options and settings

1. Tap and hold an icon with a blue arrow, example 

Easily see all your annotations



1. Tap  to access your Bookmarks
2. Then tap either the Bookmarks or Annotations icons

How it Works



Take a Picture

Picture to OCR extracts and reads text from images

1. Tap 
2. Select "Use Photo"
3. To save, click  then select "Share"
4. Choose your location or device

